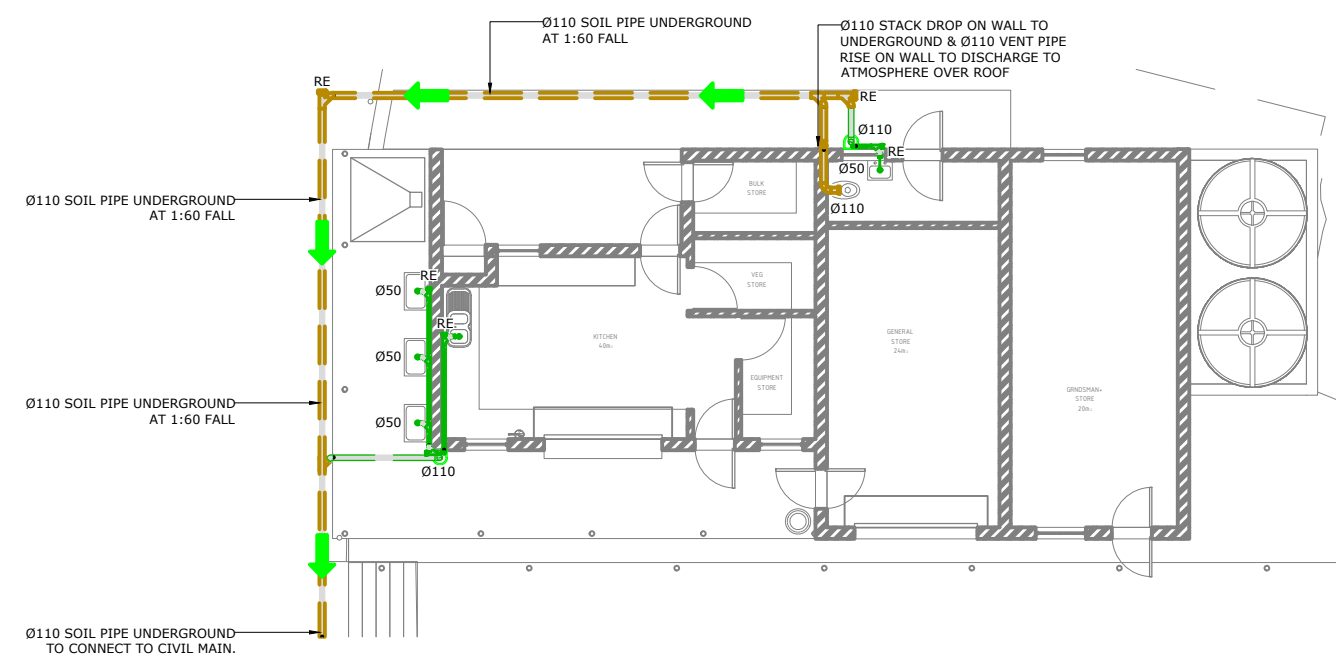



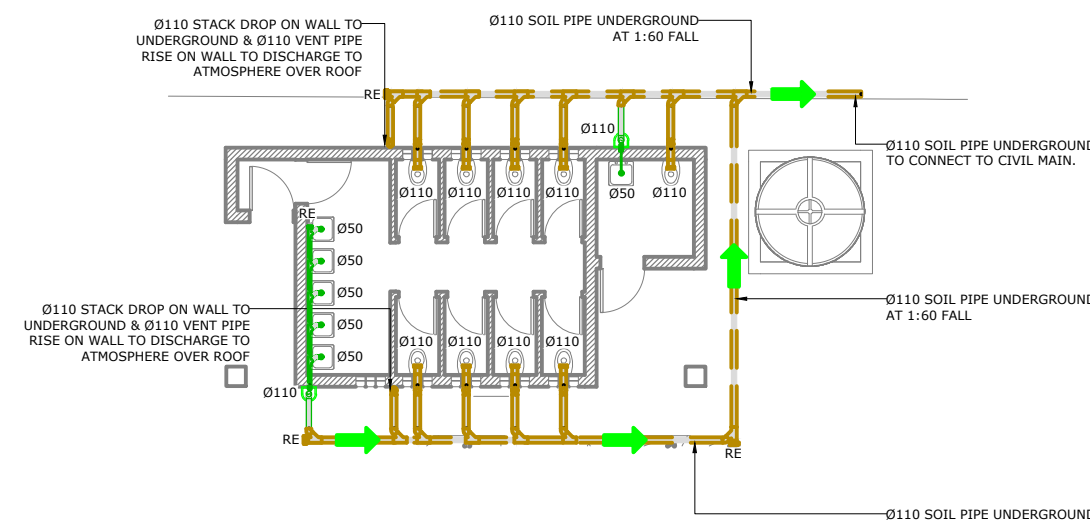
**01 - Existing Block V Plan: Drainage Reticulation Layout**  
Scale 1:150



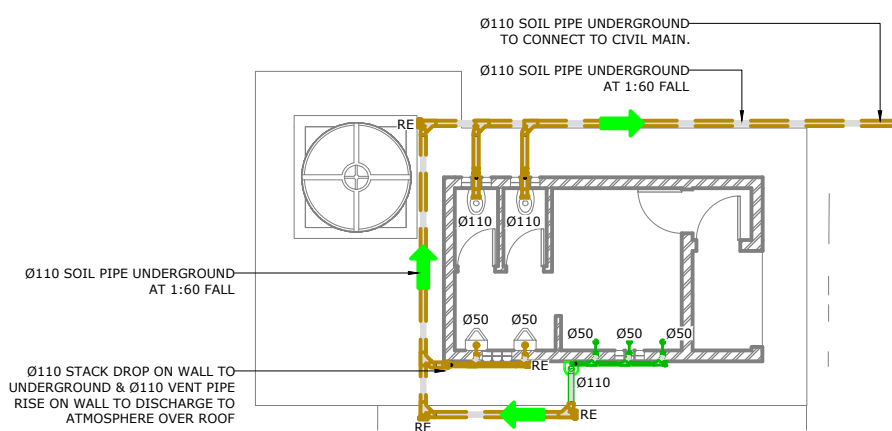
**02 - Existing Block M Plan: Drainage Reticulation Layout**  
Scale 1:150



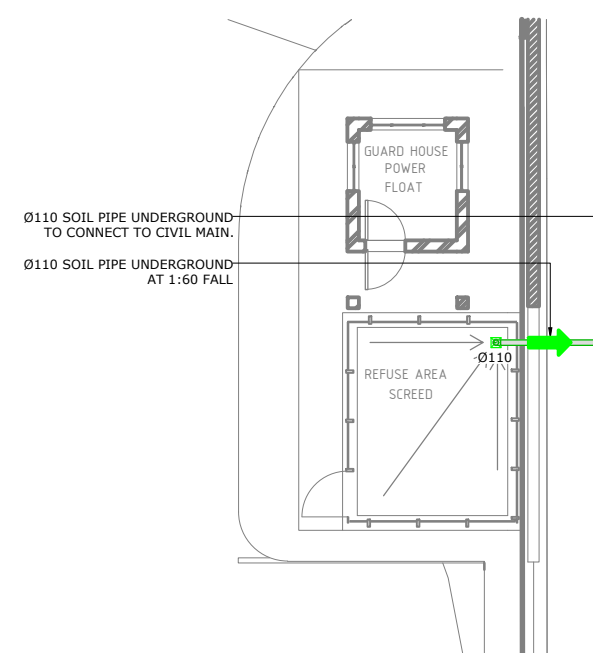
**03 - Existing Block W Plan: Drainage Reticulation Layout**  
Scale 1:150



**04 - Existing Block S Plan: Drainage Reticulation Layout**  
Scale 1:150



**05 - Existing Block T Plan: Drainage Reticulation Layout**  
Scale 1:150



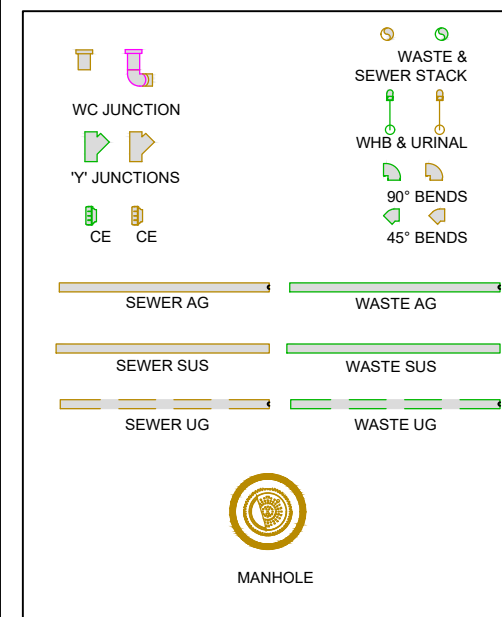
**05 - Existing Block X Plan: Drainage Reticulation Layout**  
Scale 1:150

**PLUMBER TO NOTE:**  
• FINAL PIPE ROUTING TO BE CONFIRMED ON SITE.

**General Notes:**  
1. This drawing is to be read in conjunction with drawings issued by the consultants of various disciplines. In particular, structural, electrical, mechanical and wet services engineers.  
2. Any discrepancies between drawings layouts are to be brought to the attention of the architect prior to any work being put in hand.  
3. Figured dimensions are to be taken in preference to scaled measurements and large scale details drawings will supersede small scale general layout drawings.  
4. Contractors and subcontractors to check all dimensions and levels on site prior to any work being put in hand.  
5. All work on site is to conform to good building practice and all relevant national codes and standards.  
6. The master held at Cypro bears the original signature of approval.

No.	Date	Revisions	Drawn
A	2022/10/13	Issued For Information	M.R

Dwg No.	Description
1120-19-MQH-GA-2011	Existing Block V Plan
1120-19-MQH-GA-2013	Existing Block W Plan
1120-19-MQH-GA-2014	Existing Block M Plan
1120-19-MQH-GA-2015	Existing Block S Plan
1120-19-MQH-GA-2016	Existing Block T Plan
1120-19-MQH-GA-2019	Existing Block X Plan



Project Name:  
DBSA Schools - MQhawe High School

Project Description:  
KZN D.O.E Infrastructure Development & Maintenance Programme

Project Service:  
Mechanical: Wet Services

Client:



Note: This drawing is property of the DBSA and may not be copied or reproduced in whole or part without written permission from duly authorised parties.

Consultants:



Drawing Issued:  
**For Tender**

Consultant Approval:

Drawing Details:  
**Existing Block V, W, M, S, T & X**  
**Drainage Reticulation Layout**

Drawing Number: <b>2259-WETS-LYT-01-02-RA</b>			
Date: 2022/10/13	Paper Size: A1	Drawn: M.R	Rev No.: A
Scale: 1:150	Client:	Checked: Z.D	Date:
COUNCIL APPROVAL SIGNOFF:			